

FACULTY FEEDBACK ANALYSIS REPORT – MBA BATCH 2023-25 (SEMESTER 2)

INTRODUCTION

Faculties are one of the major pillars of any institute for its growth and progress and with this in mind, in PIBM, Faculty feedback is taken for all batches at the end of the semester by the Academics Department to get the perspective of the faculty on the requirements in the classroom, administration, IT and infrastructure, students' performance, subject and the curriculum in general as it helps the organization to upgrade and make necessary changes in concerned areas that can be more helpful and beneficial to students as well as it helps the organization to better plan the subjects offered, faculties to be allotted, add on trainings to be given besides getting their views on the different departments of the organization.

The faculty feedback for Batch 2023-2025 (Semester 2) was taken at the end of the semester.

The feedback form contained questions on the prime parameters that a faculty can identify with to evaluate the institute like course completion, administrative and IT support, students' performance, course outcome, skills developed and so on

1. Satisfaction with Course completion as per plan
2. Satisfaction with Administrative support received
3. Satisfaction with ICT support received
4. Satisfaction with students response to training
5. Satisfaction with students performance in classroom
6. Satisfaction with course outcome achievement
7. Satisfaction with skills and competencies developed in students according to course

There was also the option of giving additional comments and suggestions on topics to be added in the curriculum and recommendations for course curriculum improvement.

The marking had to be done on a scale of 5 for all the above-mentioned parameters.

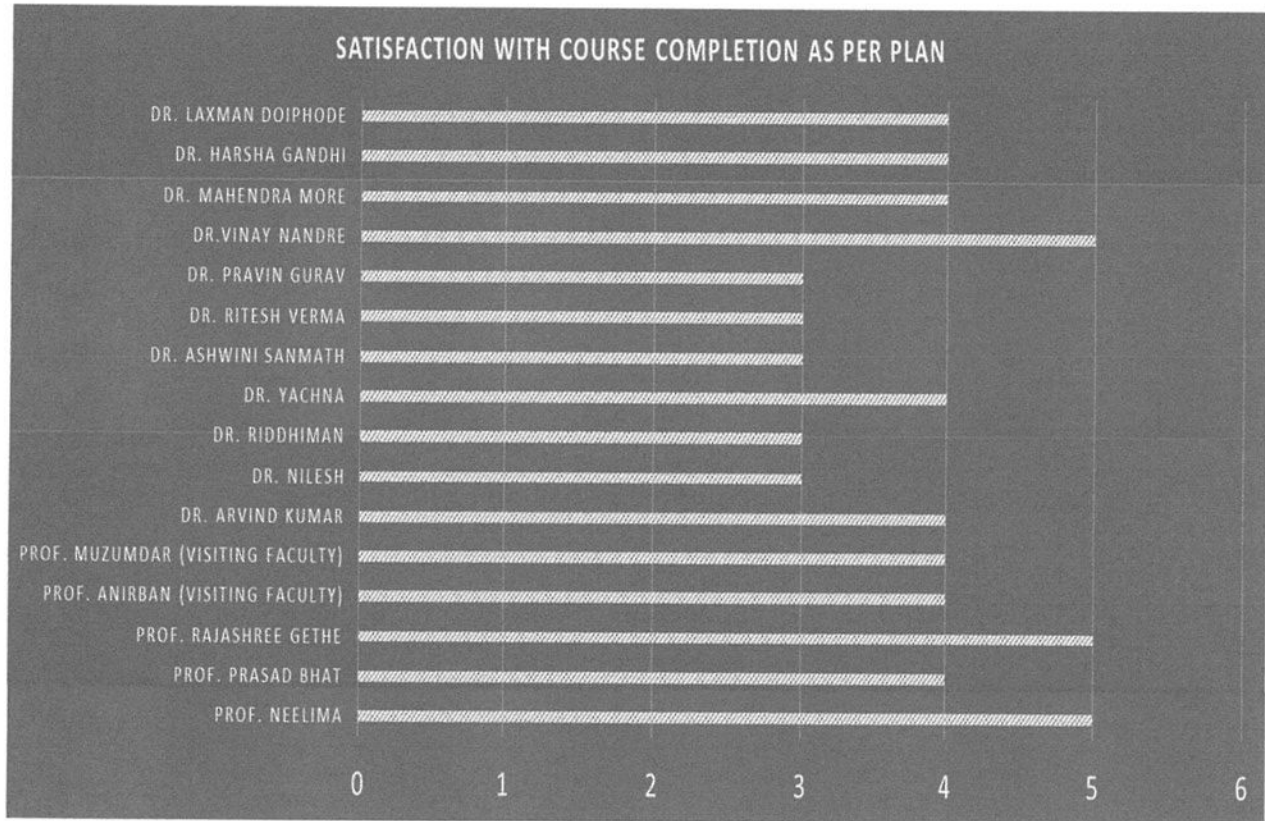
ANALYSIS AND INTERPRETATION

Based on the feedback obtained from students on the various parameters, the following results were found

OBSERVATIONS

- o Faculties faced no issue in completion of course as per their plan with the overall score being


Table



Observation:

- Average rating of faculty satisfaction towards completion of the course is 3.87
- There is no challenge faced by majority of the faculty with respect to course completion. However, few add-on course and research based courses are needing more sessions as it involves more practice.
- It is decided to provide additional sessions for faculty teaching add-on course and research based courses.


SATISFACTION WITH ADMINISTRATIVE SUPPORT RECEIVED



Observation:


- Average rating of faculty satisfaction towards administrative support is 4.0
- There is no challenge faced by majority of the faculty with respect to administrative support.

SATISFACTION WITH ICT SUPPORT RECEIVED



Observation:


- Average rating of faculty satisfaction towards ICT support is 4.06
- There is no challenge faced by faculty with respect to ICT support.



Observation:

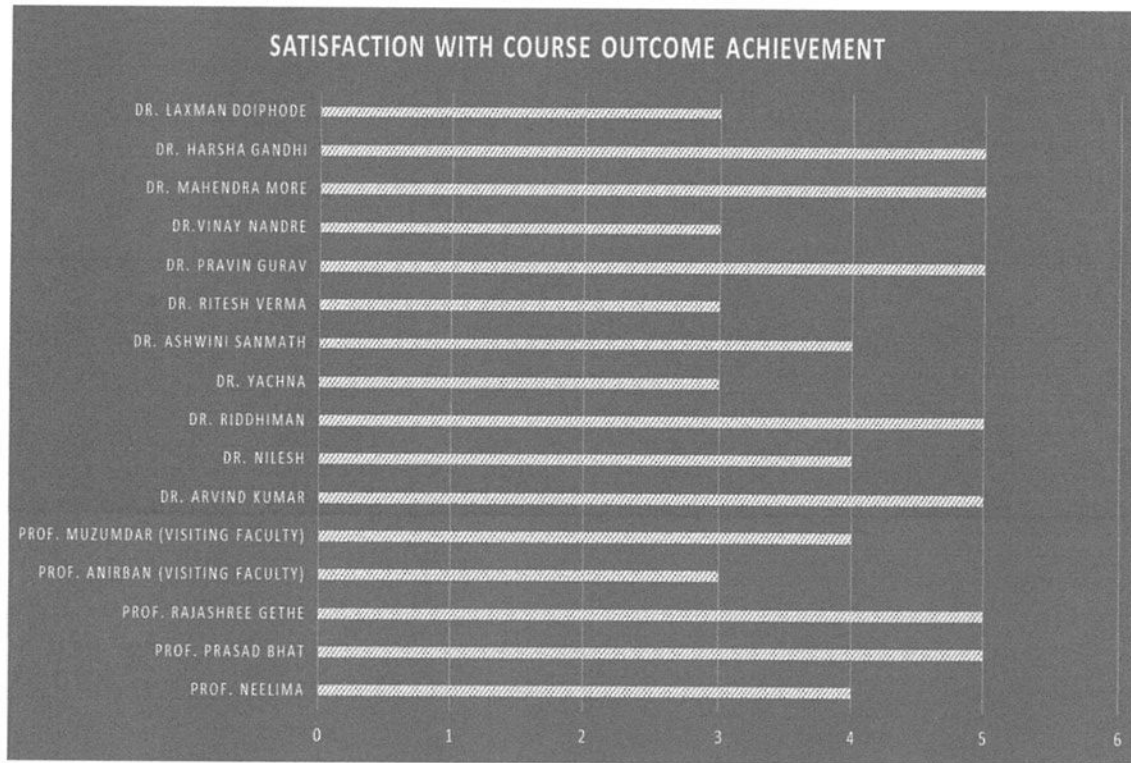
- Average rating of faculty satisfaction towards students' response to training is 4.43
- There is no challenge faced by majority of the faculty with respect to students' responsiveness to training.

SATISFACTION WITH STUDENTS PERFORMANCE IN CLASSROOM



Observation:


- Average rating of faculty satisfaction towards students' performance in classroom is 4.26
- There is no challenge faced by majority of the faculty with respect to students' performance in classroom.



Observation:

- Average rating of faculty satisfaction towards achieving course outcomes is 4.12
- There is no challenge faced the faculty with respect to students' performance in classroom.

SATISFACTION WITH SKILLS AND COMPETENCIES DEVELOPED IN STUDENTS ACCORDING TO COURSE



Observation:

- Average rating of faculty satisfaction towards skills and competencies developed by students is 4.18
- There is no challenge faced by majority of the faculty with respect skills and competencies developed by students.

Submitted by

Batch-in-Charge

Received and Reviewed By

[Signature]
Director

Pune Institute of Business Management
Pirangut, Pune



FACULTY FEEDBACK ANALYSIS REPORT – MBA BATCH 2023-25 (SEMESTER 1)

INTRODUCTION

Faculties are one of the major pillars of any institute for its growth and progress and with this in mind, in PIBM, Faculty feedback is taken for all batches at the end of the semester by the Academics Department to get the perspective of the faculty on the requirements in the classroom, administration, IT and infrastructure, students' performance, subject and the curriculum in general as it helps the organization to upgrade and make necessary changes in concerned areas that can be more helpful and beneficial to students as well as it helps the organization to better plan the subjects offered, faculties to be allotted, add on trainings to be given besides getting their views on the different departments of the organization.

The faculty feedback for Batch 2023-2025 (Semester 1) was taken at the end of the semester.

The feedback form contained questions on the prime parameters that a faculty can identify with to evaluate the institute like course completion, administrative and IT support, students' performance, course outcome, skills developed and so on

1. Satisfaction with Course completion as per plan
2. Satisfaction with Administrative support received
3. Satisfaction with ICT support received
4. Satisfaction with students response to training
5. Satisfaction with students performance in classroom
6. Satisfaction with course outcome achievement
7. Satisfaction with skills and competencies developed in students according to course

There was also the option of giving additional comments and suggestions on topics to be added in the curriculum and recommendations for course curriculum improvement.

The marking had to be done on a scale of 5 for all the above mentioned parameters.

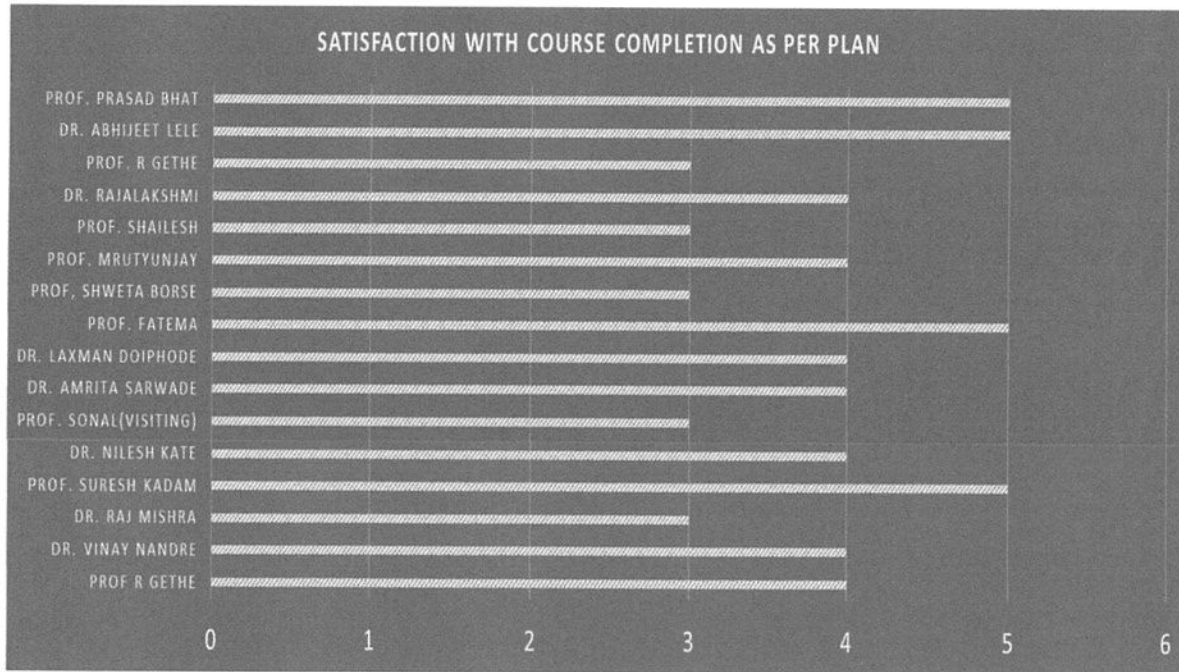
ANALYSIS AND INTERPRETATION

Based on the feedback obtained from students on the various parameters, the following results were found

OBSERVATIONS


- o Faculties faced no issue in completion of course as per their plan with the overall score being

Table




Observation:

- Average rating of faculty satisfaction towards completion of the course is 4.06
- There is no challenge faced by majority of the faculty with respect to course completion.



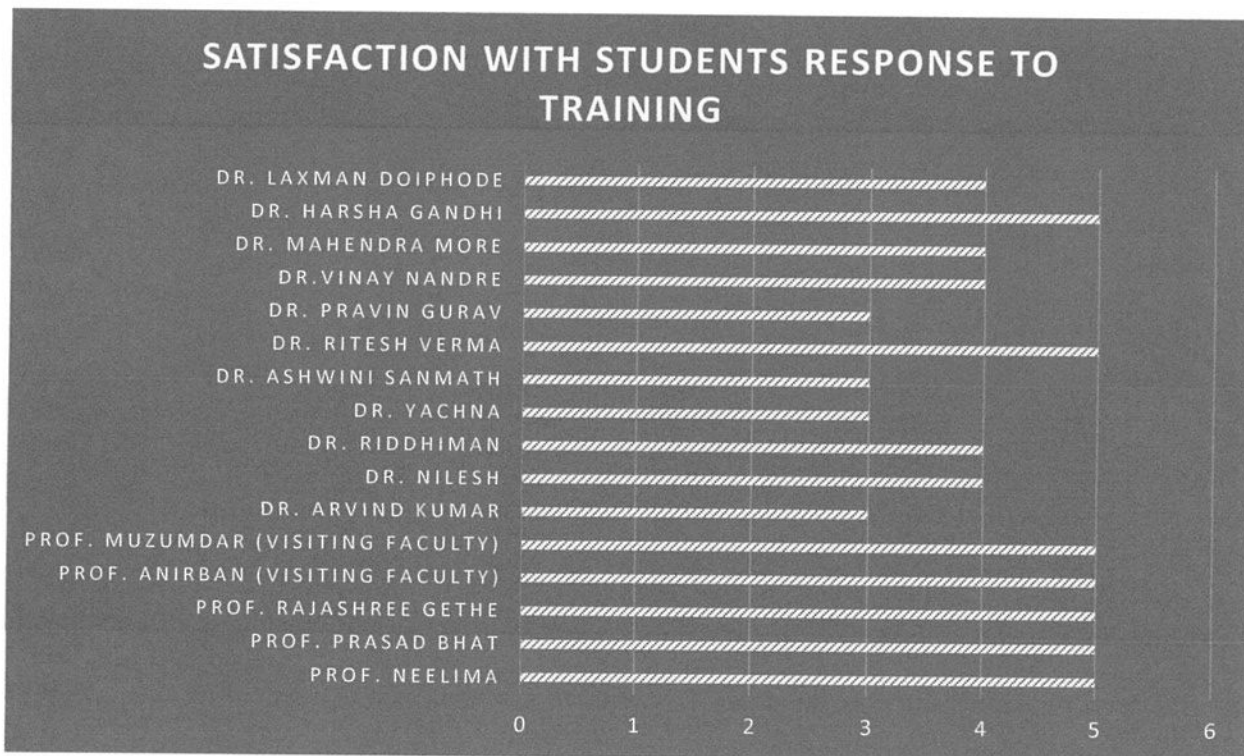
Observation:

- Average rating of faculty satisfaction towards administrative support is 4.25
- There is no challenge faced by majority of the faculty with respect to administrative support.




Observation:

- Average rating of faculty satisfaction towards ICT support is 4.43
- There is no challenge faced by faculty with respect to ICT support.



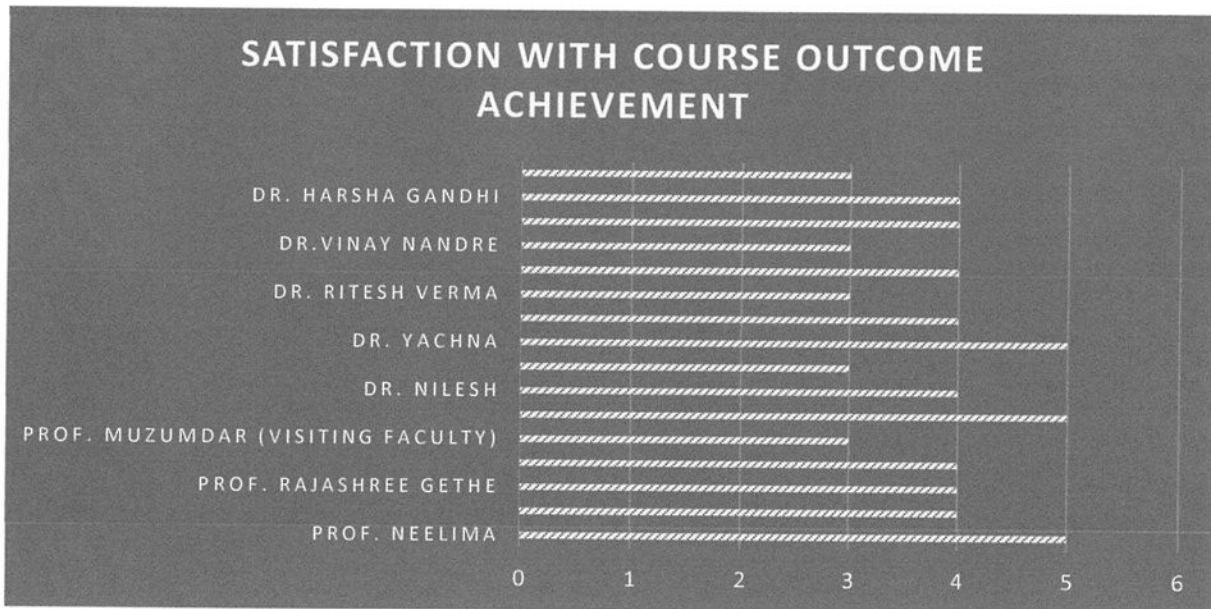
Observation:

- Average rating of faculty satisfaction towards students' response to training is 4.18
- There is no challenge faced by majority of the faculty with respect to students' responsiveness to training.



Observation:


- Average rating of faculty satisfaction towards students' performance in classroom is 4.31
- There is no challenge faced by majority of the faculty with respect to students' performance in classroom.



Observation:

- Average rating of faculty satisfaction towards achieving course outcomes is 4.0
- There is no challenge faced the faculty with respect to students' performance in classroom.

SATISFACTION WITH SKILLS AND COMPETENCIES DEVELOPED IN STUDENTS ACCORDING TO COURSE



Observation:

- Average rating of faculty satisfaction towards skills and competencies developed by students is 3.81
- We have noticed challenges from few subjects in students developing the skills and competencies.
- Remedial sessions have been planned for students in an application-based method to ensure that students gain these skills and ready to be employable.

Submitted by

Batch-in-Charge

Received and Reviewed By
Rajesh
Director
Pune Institute of Business Management
Pirangut, Pune